







-  Bi Directional Route
-  Return Route
-  Inward Route
-  Cycle Path
-  Proposed Link
-  Caution Needed

Bar End Leisure Park WCC Proposal
 Cycle Access Implications.
 Map by Cycle Winchester - June 2018

Base Map: OpenStreetMap